



C C S E 0495

Date : 08<sup>th</sup> May 2023




ANNEXURE - I

Vehicle Type		General Purpose Agriculture Tractor					
Plant		Hoshiarpur					
S. No.	Agriculture Tractor Model(s)	Declared PTO Power in kW		Manufacturing Period	COP Year		
		Maximum	Rated				
<b>Engine Model : GTBD (Parent)</b>							
1	GT 28 S1	16.4 kW @ 2700 Engine rpm	16.4 kW @ 2700 Engine rpm	01/04/2022 to 31/03/2023	2022 to 2023		
2	GT 28 S2						
<b>Engine Model : GTBE (Variant)</b>							
1	GT 22 S2	13.2 kW @ 2700 Engine rpm	13.2 kW @ 2700 Engine rpm				
2	DI - 24						
3	DI - 24 4WD						
4	GT 24						
5	SOLIS 2216 ET						
6	SOLIS 2416						

ANNEXURE - II

S. NO.	Variant Engine Model(s)	Engine Power	Capacity (cm <sup>3</sup> )
1	GTBE	17.65 kW @ 2700 rpm	1130

\*\*\* END OF DOCUMENT \*\*\*

AUTHORISED SIGNATORY		
		
MADHUSUDAN JOSHI DEPUTY GENERAL MANAGER	SAURABH DALELA DIRECTOR	Page 2 of 2