



CCTE 0009

Date : 08<sup>th</sup> January 2024




ANNEXURE - I

Vehicle Type		Agricultural Tractor Model					
Plant		MOHALI					
S. No.	Agricultural Tractor Model(s)	Declared PTO Power in kW		Manufacturing Period	COP Year		
		Maximum	Rated				
<b>Engine Model: RB33XM+ (Parent)</b>							
1	SWARAJ 855 XM	33.8 kW @ 1800 Engine rpm	33.8 kW @ 1800 Engine rpm	01/04/2023 to 31/03/2024	2023 to 2024		
<b>Engine Model : RB33TR (Variant)</b>							
1	Swaraj 855 FE R	33.8 kW @ 2000 Engine rpm	33.8 kW @ 2000 Engine rpm				
2	Swaraj 855 FE RI						
3	Swaraj 855 FE RMI						
4	Swaraj 855 FE RI 4x4						
<b>Engine Model: RB30XM (Variant)</b>							
1	Swaraj 744 XM	30.1 kW @ 1800 Engine rpm	30.1 kW @ 1800 Engine rpm				
<b>Engine Model: RB30TR (Variant)</b>							
1	Swaraj 744 FE	30.1 kW @ 2000 Engine rpm	30.1 kW @ 2000 Engine rpm				
2	Swaraj 744 FE RI 4x4						
3	Swaraj 744 FE I 4x4						
4	Swaraj 744 FE RM						
5	Swaraj 742 XT						
<b>Engine Models: SK342NR (Variant)</b>							
1	Swaraj 742 FE	28.18 kW @ 2000 Engine rpm	28.18 kW @ 2000 Engine rpm				

ANNEXURE - II

S. NO.	Variant Engine Models	Engine Power	Capacity (cm <sup>3</sup> )
1	RB33TR	36.90 kW @ 2000 rpm	3307
2	RB30XM	33.1 kW @ 1800 rpm	
3	RB30TR	33.1 kW @ 2000 rpm	3136
4	SK342NR	31.33 kW @ 2000 rpm	

\*\*\* END OF DOCUMENT \*\*\*

AUTHORISED SIGNATORY		
		
<b>SITARAM KASHYAP</b> DEPUTY GENERAL MANAGER	<b>SAURABH DALELA</b> DIRECTOR	Page 2 of 2