






C O S E 0535 F01

Date : 09th January 2024

ANNEXURE - I

Vehicle Type		Agricultural Tractor	
Plant		MOHALI	
S. No.	Agricultural Tractor Model(s)	Declared Max. PTO Power (kW)	Declared Rated PTO Power (kW)
Engine Model : RB33TR1 (Parent)			
1	Swaraj 855 FE	33.8 kW @ 2000 Engine rpm	33.8 kW @ 2000 Engine rpm
2	Swaraj 855 FE 1 4x4		
3	Swaraj 855 FE N		
4	Swaraj 744 XT		
5	Swaraj 855 FE MI N		
6	Swaraj 855 FE 4x4 N		
7	Swaraj 744 XT N		
8	Swaraj 744 XT 4x4 N		
Engine Model : RB30TR1 (Variant 1)			
1	Swaraj 744 FE N	30.1 kW @ 2000 Engine rpm	30.1 kW @ 2000 Engine rpm
2	Swaraj 744 FE RI		
3	Swaraj 744 FE I 4x4 N		
4	Swaraj 744 FE MI N		
5	Swaraj 744 XM N		
6	Swaraj 742 XT N		
7	Swaraj 742 XT 4x4 N		
8	Swaraj 744 FE 4x4 N		
Engine Model : SK342NR1 (Variant 2)			
1	Swaraj 742 FE	28.18 kW @ 2000 Engine rpm	28.18 kW @ 2000 Engine rpm
2	Swaraj 742 FE N		
3	Swaraj 843 XM 4x4 V1		
4	Swaraj 843 XM 4x4 N		
5	Swaraj 742 FE 4x4 N		
Engine Model : SK340NR1 (Variant 3)			
1	Swaraj 735 XT V1	26.11 kW @ 2000 Engine rpm	26.11 kW @ 2000 Engine rpm
Engine Model : SK347NR1 (Variant 4)			
1	Swaraj 744 FE N1	31.5 kW @ 2000 Engine rpm	31.5 kW @ 2000 Engine rpm
2	Swaraj 744 FE 4x4 N1		

*** END OF DOCUMENT ***

AUTHORISED SIGNATORY		
		
SITARAM KASHYAP DEPUTY GENERAL MANAGER	SAURABH DALELA DIRECTOR	Page 2 of 2