



C O T G 0170

Date : 05th August 2024

Annexure-III

The Type Approval range may be extended to: tested engine power range 500.3 kW to 765.8 kW




- (a) Other engines/engine families produced by the same engine manufacturer; and
- (b) Engines/engine families of other engine manufacturers.

if the applicant can demonstrate that the following criteria features of the engines concerned are the same as those in the test engine:

- i) Exhaust mass flow at the rated speed and power is equal or lower
- ii) Method of aspiration (turbocharged or naturally aspirated engine)
- iii) With or without EGR
- iv) Whether a constant or Variable speed
- v) Engine baseline emission stage II.
- vi) With or without an after-treatment system.

*** END OF DOCUMENT ***

AUTHORISED SIGNATORY

			
<p>SITARAM KASHYAP DEPUTY GENERAL MANAGER</p>		<p>SAURABH DALELA DIRECTOR</p>	<p>Page 3 of 3</p>