



C O T E 0217

Date : 23rd October 2024




ANNEXURE - I

Vehicle Type		Agricultural Tractor	
Plant		MOHALI	
S. No.	Vehicle Model	Declared Max. PTO Power (kW)	Declared Rated PTO Power (kW)
Engine Model : RV3XM+3A (Parent)			
1	SWARAJ 735 XM	24.1 kW @1800 Engine rpm	24.1 kW @1800 Engine rpm
2	SWARAJ 735 FE		
3	SWARAJ 735 JXPDS540		
4	SWARAJ 834 XT	22.74 kW @1800 Engine rpm	22.74 kW @1800 Engine rpm
5	SWARAJ 735 FEe R	24.1 kW @1800 Engine rpm	24.1 kW @1800 Engine rpm
6	SWARAJ 735 FEe R N		
Engine Model: RV30XM+3A (Variant)			
1	SWARAJ 834 XM	20.6 kW @1800 Engine rpm	20.6 kW @1800 Engine rpm
2	SWARAJ 834 XM PXPDS540		
3	SWARAJ 735 FEe		
4	SWARAJ 733 FE		
5	SWARAJ 733 FE N		
Engine Models: RV3XT(Variant)			
1	SWARAJ 735 XT	26.1 kW @1800 Engine rpm	26.1 kW @1800 Engine rpm
2	SWARAJ 735 XT JXDC540		
3	SWARAJ 735 XT JXSCSSPS540		
4	SWARAJ 735 XT JXDCSSPS540		
5	SWARAJ 735 FE V1	25.73 kW @1800 Engine rpm	25.73 kW @1800 Engine rpm
6	SWARAJ 735 FE N		

ANNEXURE - II

S. NO.	Variant Engine Models	Engine Power	Capacity (cm ³)
1	RV30XM+3A	22.8 kW @ 1800 rpm	2592
2	RV3XT	27.93 kW @ 1800 rpm	2734

*** END OF DOCUMENT ***

AUTHORISED SIGNATORY		
	 SAURABH DALELA DIRECTOR	 Page 2 of 2 2
SITARAM KASHYAP DEPUTY GENERAL MANAGER		