






C O T E 0242

Date : 05th December 2024

ANNEXURE - I
(Contd.)

Vehicle Type		Agricultural Tractor	
Plant		MOHALI	
S. No.	Agricultural Tractor Model(s)	Declared Max. PTO Power (kW)	Declared Rated PTO Power (kW)
Engine Model : RB30TR1 (Variant)			
1	Swaraj 744 FE N	30.1 kW @ 2000 Engine rpm	30.1 kW @ 2000 Engine rpm
2	Swaraj 744 FE RI		
3	Swaraj 744 FE I 4x4 N		
4	Swaraj 744 FE MI N		
5	Swaraj 744 XM N		
6	Swaraj 742 XT N		
7	Swaraj 742 XT 4x4 N		
8	Swaraj 744 FE 4x4 N		
9	Swaraj 742 XT N2		
10	Swaraj 742 XT N3		
11	Swaraj 742 XT N4		
12	Swaraj 742 XT N5		
13	Swaraj 742 XT 4x4 N2		
14	Swaraj 742 XT 4x4 N3		
15	Swaraj 742 XT 4x4 N4		
16	Swaraj 742 XT 4x4 N5		
Engine Model : SK347NR1 (Variant)			
1	Swaraj 744 FE N1	31.5 kW @ 2000 Engine rpm	31.5 kW @ 2000 Engine rpm
2	Swaraj 744 FE N2		
3	Swaraj 744 FE N3		
4	Swaraj 744 FE N4		
5	Swaraj 744 FE N5		
6	Swaraj 744 FE 4x4 N1		
7	Swaraj 744 FE 4x4 N2		
8	Swaraj 744 FE 4x4 N3		
9	Swaraj 744 FE 4x4 N4		
10	Swaraj 744 FE 4x4 N5		

*** END OF DOCUMENT ***

AUTHORISED SIGNATORY	
	 SAURABH DALELA DIRECTOR
SITARAM KASHYAP DEPUTY GENERAL MANAGER	 Page 3 of 3