



C O U E 0038

Date : 03<sup>rd</sup> February 2025

ANNEXURE - I

Vehicle Type		General Purpose Agriculture Tractor	
Plant		Hoshiarpur	
S. No.	Agriculture Tractor Model (s)	Declared Max. PTO Power (kW)	Declared Rated PTO Power (kW)
<b>Engine Model : 4107NHT (Parent)</b>			
1	DI-60 HDM TORQUE PLUS	34.2 kW @ 1900 Engine rpm	34.2 kW @ 1900 Engine rpm
2	DI-60 HDM 4WD TORQUE PLUS		
3	DI-55 HDM TORQUE PLUS EXTRA		
4	DI-55 HDM 4WD TORQUE PLUS EXTRA		
5	SOLIS 6024 EXTRA TORQUE		
6	SOLIS 6024 4WD EXTRA TORQUE		
7	SOLIS 6020		
8	SOLIS 6020 4WD		
<b>Engine Model : 3107NH (Variant)</b>			
1	DI-750 III HDM TORQUE PLUS S1	34.3 kW @ 2000 Engine rpm	34.3 kW @ 2000 Engine rpm
2	DI-750 III HDM 4WD TORQUE PLUS S1		
3	DI-50 HDM + S1		
4	DI-50 HDM + 4WD S1		
5	SOLIS 5015 S1		
6	SOLIS 5015 4WD S1		
7	DI-55 FUEL +		
8	DI-55 4WD FUEL +		
9	DI-55 III		
10	DI-55 III 4WD		
11	SOLIS 5515 GEAR PLUS		
12	SOLIS 5515 4WD GEAR PLUS		
<b>Engine Model : 4105NE (Variant)</b>			
1	DI-750PP HDM+	34.2 kW @ 1900 Engine rpm	34.2 kW @ 1900 Engine rpm
2	DI-55 HDM S1		
3	DI-750PP HDM + 4WD		
4	DI-55 HDM 4WD S1		
5	SOLIS 5315		
6	SOLIS 5315 4WD		
7	DI-55 HDM TORQUE PLUS		
8	DI-55 HDM 4WD TORQUE PLUS		
9	SOLIS 5724 EXTRA TORQUE		
10	SOLIS 5724 4WD EXTRA TORQUE		
11	SOLIS 5515 EXTRA TORQUE		
12	SOLIS 5515 4WD EXTRA TORQUE		
13	SOLIS 5524 EXTRA TORQUE		
14	SOLIS 5524 4WD EXTRA TORQUE		
<b>AUTHORISED SIGNATORY</b>			
			
SITARAM KASHYAP DEPUTY GENERAL MANAGER		SAURABH DALELA DIRECTOR	Page 2 of 3



C O U E 0038

Date : 03<sup>rd</sup> February 2025




ANNEXURE - I (contd.)

Vehicle Type		General Purpose Agriculture Tractor	
Plant		Hoshiarpur	
S. No.	Agriculture Tractor Model (s)	Declared Max. PTO Power (kW)	Declared Rated PTO Power (kW)
<b>Engine Model : 4105NE (Variant)</b>			
15	SOLIS 5520	34.2 kW @ 1900 Engine rpm	34.2 kW @ 1900 Engine rpm
16	SOLIS 5520 4WD		
17	DI-750 POWER PLUS		
18	DI-750 POWER PLUS 4WD		
19	DI-750 POWER PLUS S2		
20	DI-750 POWER PLUS 4WD S2		
21	DI-750 III POWER PLUS		
22	DI-750 III POWER PLUS 4WD		
<b>Engine Model: 4100ELU (Variant)</b>			
1	DI-750 HDM +	34.2 kW @ 1900 Engine rpm	34.2 kW @ 1900 Engine rpm
2	DI-750 HDM + 4WD		
3	DI-750 III HDM TORQUE PLUS		
4	DI-750 III HDM 4WD TORQUE PLUS		
<b>Engine Model : 3107NL (Variant)</b>			
1	DI-50 III	34.2 kW @ 2000 Engine rpm	34.2 kW @ 2000 Engine rpm
2	DI-745 III		
3	DI-50 III 4WD		
4	DI-745 III 4WD		
<b>Engine Model : 3107NX (Variant)</b>			
1	DI-42 S3	30.2 kW @ 2000 Engine rpm	30.2 kW @ 2000 Engine rpm
2	DI-42 4WD S3		

ANNEXURE - II

S. NO.	Variant Engine Models	Engine Power	Capacity (cm <sup>3</sup> )
1	4105NE	36.6 kW @ 1900 rpm	4087
2	4100ELU		3707
3	3107NH	36.6 kW @ 2000 rpm	3532
4	3107NL		
5	3107NX	33.8 kW @ 2000 rpm	

\*\*\* END OF DOCUMENT \*\*\*

AUTHORISED SIGNATORY		
		
<b>SITARAM KASHYAP</b> DEPUTY GENERAL MANAGER	<b>SAURABH DALELA</b> DIRECTOR	Page 3 of 3