



C O U E 0039

Date : 04th February 2025

ANNEXURE - I

Vehicle Type		4 Wheeled, 2WD/4WD Agricultural Tractor	
Plant		Greater Noida	
S. No.	Agricultural Tractor Model(s)	Declared Max. PTO Power (kW)	Declared Rated PTO Power (kW)
Engine : 8035.05D.938 (Parent)			
1	New Holland 3600-2 All Rounder Plus+	33.6 kW @ 2100 engine rpm	33.6 kW @ 2100 engine rpm
2	New Holland 3600-2 All Rounder Plus		
3	New Holland 3630 TX Super Plus+		
4	New Holland 3600-2 All Rounder Plus+ 4WD		
5	New Holland 3630 TX Super Plus+ 4WD		
6	New Holland 3600-2 TX		
7	New Holland 3630 Super		
8	New Holland 3600-2 TX All Rounder		
9	New Holland 3600-2 All Rounder Plus+ UG		
10	New Holland 3630 TX Super Plus+ UG		
11	New Holland 3600-2 All Rounder Plus+ UG 4WD		
12	New Holland 3630 TX Super Plus+ UG 4WD		
13	New Holland 3630 TX A1		
14	New Holland 3630 TX A2		
15	New Holland 3600-2 A		
16	New Holland 3600-2 A 1		
17	New Holland 3600-2 A 2		
18	New Holland 3600-2 A 3		
19	New Holland 3600-2 A 4		
20	New Holland 3600-2 A 5		
21	New Holland 3600-2 All Rounder Plus + A1		
22	New Holland 3630TX A3		
23	New Holland 3630 TX A6		
24	New Holland 3630 TX A7		
25	New Holland 3630 TX A4		
26	New Holland 3630 TX A5		
Engine : 8035.05D.940 (Variant)			
1	New Holland 3600-2 A	33.6 kW @ 2100 engine rpm	33.6 kW @ 2100 engine rpm
2	New Holland 3600-2 A1		
3	New Holland 3600-2 A2		
4	New Holland 3600-2 A3		
5	New Holland 3600-2 A4		
6	New Holland 3600-2 A5		
AUTHORISED SIGNATORY			
SITARAM KASHYAP DEPUTY GENERAL MANAGER		SAURABH DALELA DIRECTOR	



Saurabh Dalela





C O U E 0039

Date : 04th February 2025

ANNEXURE - I

Vehicle Type		4 Wheeled, 2WD/4WD Agricultural Tractor	
Plant		Greater Noida	
S. No.	Agricultural Tractor Model(s)	Declared Max. PTO Power (kW)	Declared Rated PTO Power (kW)
Engine : 8035.05D.941 (Variant)			
1	New Holland 5510 E	33.6 kW @ 2100 engine rpm	33.6 kW @ 2100 engine rpm
2	New Holland 5510 E1		
3	New Holland 5510 E2		
4	New Holland 5510 E3		
5	New Holland 5510 E4		
6	New Holland 5510 E5		
7	New Holland 5510 E6		
8	New Holland 5510 E7		
Engine : 8035.05D.942 (Variant)			
1	New Holland 4710 E	31.7 kW @ 2100 engine rpm	31.7 kW @ 2100 engine rpm
2	New Holland 4710 E1		
3	New Holland 4710 E2		
4	New Holland 4710 E3		
5	New Holland 4710 E4		
6	New Holland 4710 E5		
7	New Holland 4710 E6		
8	New Holland 4710 E7		
9	New Holland 4710 E8		
Engine : 8035.05D.943 (Variant)			
1	New Holland 3600	31.7 kW @ 2100 engine rpm	31.7 kW @ 2100 engine rpm
2	New Holland 3600 A1		
3	New Holland 3600 A2		
4	New Holland 3600 A3		
5	New Holland 3600 A4		
6	New Holland 3600 A5		
7	New Holland 3600 A6		
8	New Holland 3600 A7		
9	New Holland 3600 A8		
Engine : 8035.05D.946 (Variant)			
1	New Holland 3230 TX A5	30.6 kW @ 2100 engine rpm	30.6 kW @ 2100 engine rpm
2	New Holland 3230 TX A6		
3	New Holland 3230 TX A7		
4	New Holland 3230 TX A8		
5	New Holland 3230 TX A9		
6	New Holland 3230 TX A10		

AUTHORISED SIGNATORY			
SITARAM KASHYAP DEPUTY GENERAL MANAGER			






C O U E 0039

Date : 04th February 2025

ANNEXURE - II

S. NO.	Variant Engine Models	Engine Power	Capacity (cm ³)
1	8035.05D.940	36.94 kW @ 2100 rpm	2931
2	8035.05D.941		
3	8035.05D.942	35.1 kW @ 2100 rpm	
4	8035.05D.943		
5	8035.05D.946	33.6 kW @ 2100 rpm	

*****END OF DOCUMENT*****

AUTHORISED SIGNATORY			
			
SITARAM KASHYAP DEPUTY GENERAL MANAGER		SAURABH DALELA DIRECTOR	Page 4 of 4